

L B Williams Elementary

800 W 10th Ave
Mitchell, SD 57301-7760
Contact: Joseph Graves

Title I Status: Targeted Assistance
Distinguished School

School Status

South Dakota's accountability system requires schools and districts to make adequate yearly progress (AYP) in both math and reading, based on results of the Dakota STEP test. The chart below indicates an entity's current status with an "OK" (meaning it made AYP), "Alert" (meaning it did not make AYP for the current year) or "Level 1, 2 or 3" (meaning that it has not met AYP for at least two consecutive years). The chart also breaks down AYP progress by subgroups, using a "Y" (yes) to indicate subgroups that made AYP, and "N" (no) to indicate subgroups that did not make AYP.

Current School Status

Measure	Status	First Year Identified for School Improvement
Math	OK	
Reading	OK	
Attendance	OK	

Current Year School AYP Determination

Measure	Status	Reason For Not Meeting AYP
Math	Y - Met AYP	
Reading	Y - Met AYP	
Attendance	Y - Met AYP	

	Math			Reading		
	Assessment	Participation	AYP	Assessment	Participation	AYP
All Students	Y	Y	Y	Y	Y	Y
White	Y	Y	Y	Y	Y	Y
Black or African American	Y	Y	Y	Y	Y	Y
Asian/Pacific Islander	Y	Y	Y	Y	Y	Y
Native American	Y	Y	Y	Y	Y	Y
Hispanic	Y	Y	Y	Y	Y	Y
Economically Disadvantaged	Y	Y	Y	Y	Y	Y
Students With Disabilities	Y	Y	Y	Y	Y	Y
Limited English Proficiency	Y	Y	Y	Y	Y	Y

Total AYP Breakdown: 6 of 6*

*Total AYP Breakdown indicates the number of subgroups in which a school or district made adequate yearly progress (AYP), followed by the total number of subgroups for which they were held accountable. In the chart above, all subgroups for which a school or district is held accountable are shaded in green. Yellow shading indicates that a school or district is not held accountable because of an insufficient population in that subgroup.

Previous Year School AYP Determination

Measure	Status	Reason For Not Meeting AYP
Math	Y - Met AYP	
Reading	Y - Met AYP	
Attendance	Y - Met AYP	

Teacher Qualifications

The federal No Child Left Behind Act requires that each school report the percent of its teachers who are highly qualified. The act defines a highly qualified teacher as one with full certification, a bachelor's degree and demonstrated competence in subject knowledge and teaching. The act calls for all teachers of core academic subjects to be highly qualified by the end of school year 2006-07. Core subjects include English, reading or language arts, mathematics, science, foreign languages, civics and government, economics, arts, history and geography. This page shows the percent of classes NOT being taught by highly qualified teachers. A high poverty school is defined as being in the top quartile of poverty statewide or districtwide, based on the percentage of students eligible for free or reduced-price lunch. A low poverty school is defined as being in the bottom quartile of poverty statewide or districtwide, based on the percentage of students eligible for free or reduced-price lunch. *Indicates there is a tie in the free and reduced lunch percentage for two or more schools. This results in a difference in the number of schools being allocated to the Highest and Lowest Quartiles. **Indicates a district has only one school and a District Quartile cannot be calculated.

Teachers with Emergency or Provisional Credentials

It has been determined that South Dakota does not offer an Emergency or Provisional License. This information is therefore not being reported.

Districtwide, Classes Not Taught by Highly Qualified Teachers

State : 0.9%
District: 0%
2010 Highest Quartile of Poverty Schools: 0.0%
2010 Lowest Quartile of Poverty Schools: 0.0%
2010 School : 0.0%
2009 School : 2.8%

Statewide, Classes Not Taught by Highly Qualified Teachers

2010 Highest Quartile of Poverty Schools: 1.3%
2009 Highest Quartile of Poverty Schools: 1.7%
2010 Lowest Quartile of Poverty Schools : 0.6%
2009 Lowest Quartile of Poverty Schools : 2.0%

Attendance/Graduation Rates

The graph(s) below report the attendance or graduation rate for the requested entity. For elementary/middle schools, an attendance rate is reported. For high schools, a graduation rate is reported. For districts and the state, both attendance and graduation rates are reported. The attendance rate is reported as a percentage and is calculated by dividing the aggregate days of attendance by the aggregate days of membership for all students enrolled. The graduation rate is calculated as follows: divide the total number of graduates (completers) by the total number of graduates (completers) plus 9th, 10th, 11th, and 12th grade dropouts.

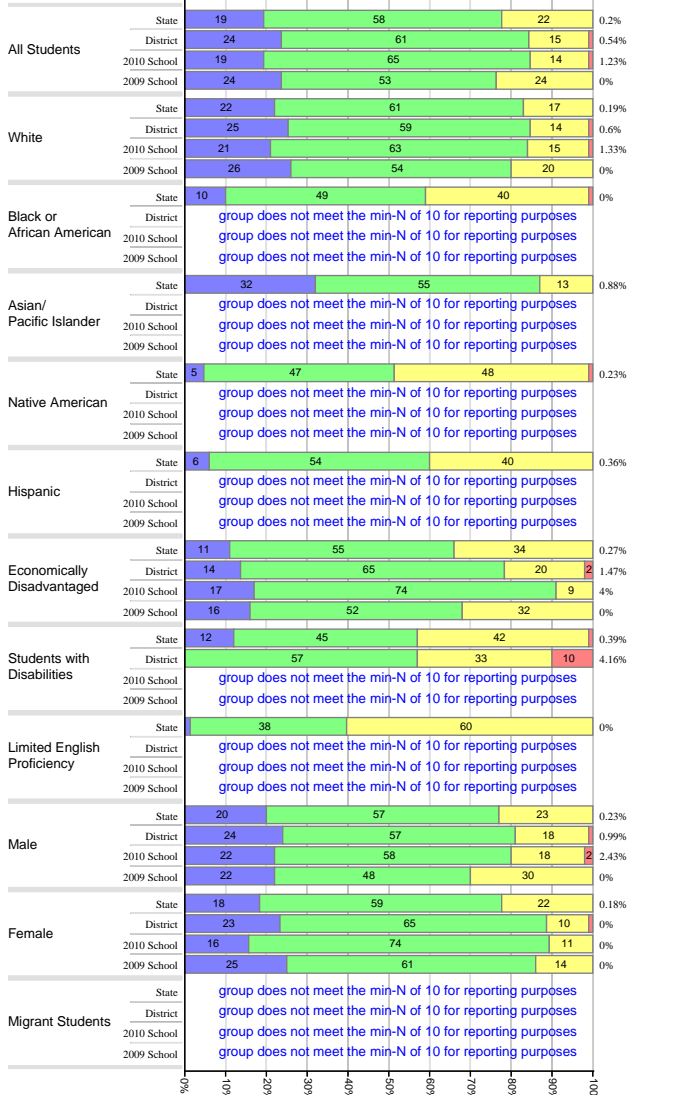
Attendance Rate



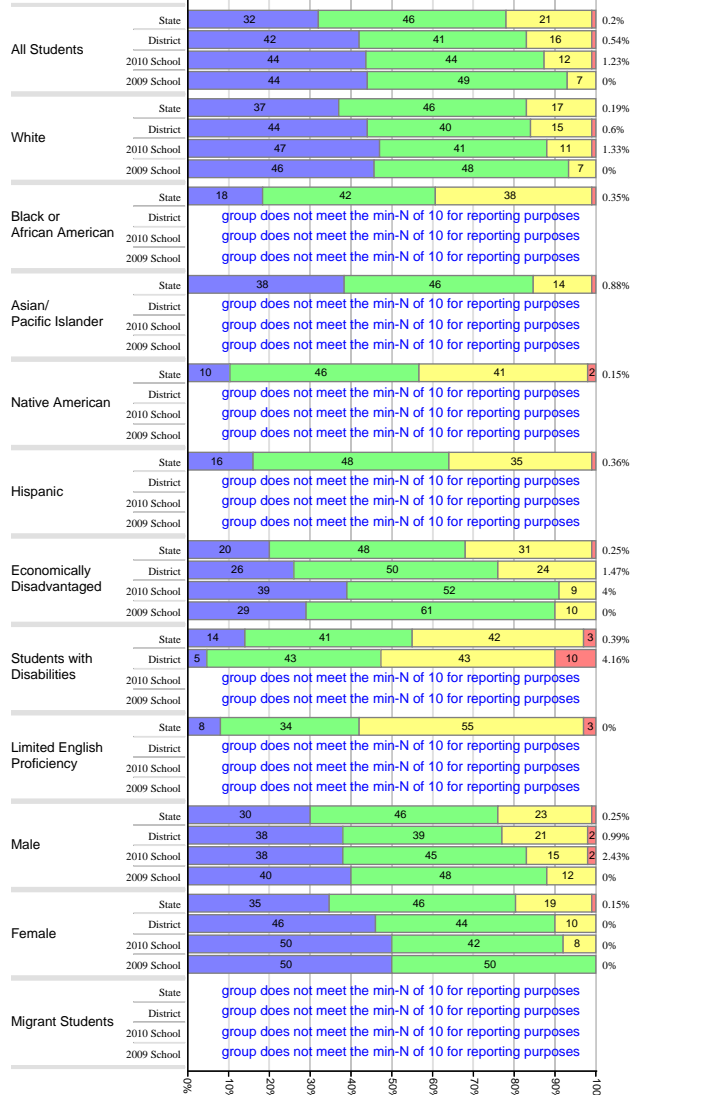
FAY Math/Reading Scores

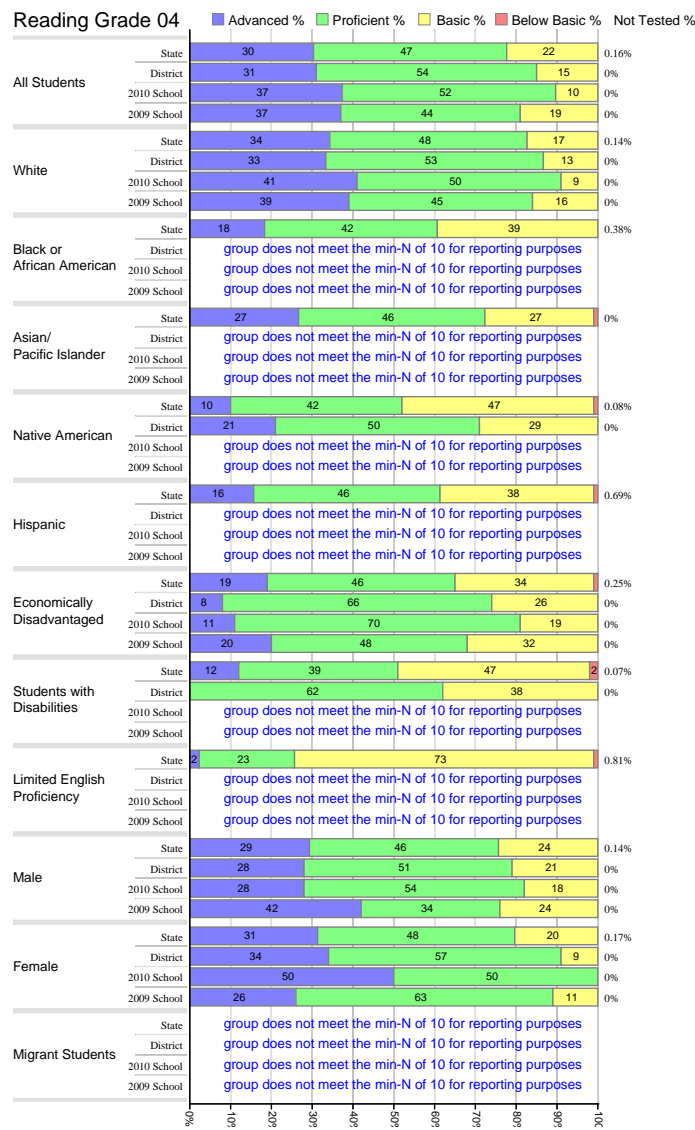
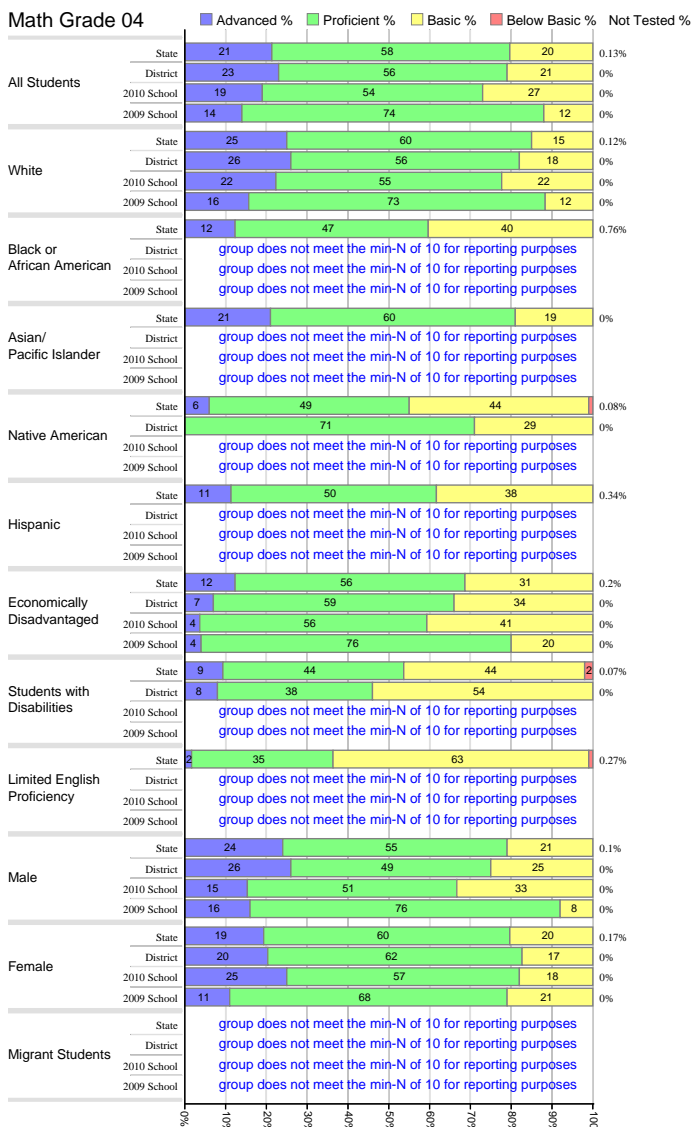
Students in grades 3 through 8 and grade 11 completed the Dakota STEP test in the spring of 2010. The test is designed to measure the progress of students on the South Dakota Content Standards in Reading and Math. This report summarizes the results of that assessment. Please contact your local school if you have questions about this information.

Math Grade 03

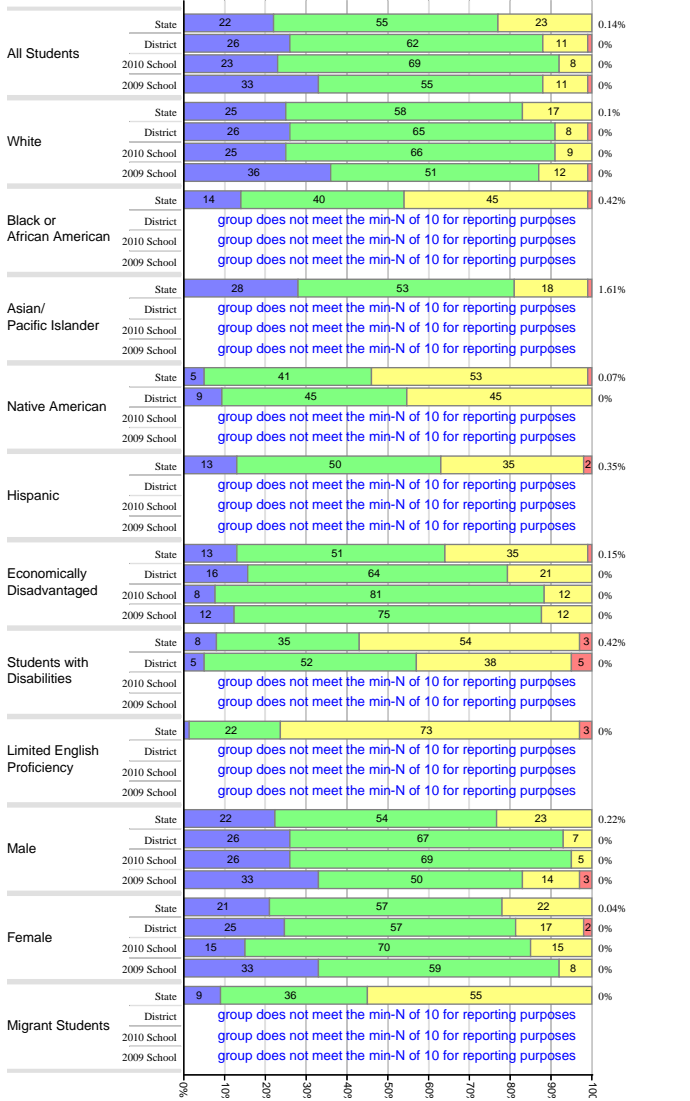


Reading Grade 03





Math Grade 05



Reading Grade 05

